


town4kids

MIDISAURUS MUSIC



~ Contents Guide ~



MIDISAURUS MUSIC - Table of Contents

Introduction

- High & Low in Music
- Fast & Slow in Music
- Sounds Around Us

The Musical Keyboard

- Black & White Keys

Note Values

- Quarter, Half & Whole Notes
- Eighth & Sixteenth Note

The Staff

Dynamics

- f, p, ff, pp, mf & mp
- crescendo & diminuendo

Accidentals

- Sharps & Flats
- Natural Sign

Articulation

- Accent, Tie, Slur
- Legato & Staccato
- Fermata

Key Signature

- Key Signature (Sharps)
- Key Signature (Flats)

Time Signature

- 2-4, 3-4, 4-4 Time Signature
- 3-8, 6-8 Time Signature

Rhythmic Patterns

- Accompaniment Patterns
- Anacrusis
- Ostinato
- Triplets

Introducing Solfege

- The Doh Major Scale

About Intervals

- Steps & Skips
- Semitones & Tones
- Intervals
- The Octave

Introducing Scales

- Tetrachords
- The Major Scales
- Ascending & Descending
- Blues & Pentatonic Scales

Finger Positions on Keyboard

- C, F, G Position (Group 1)
- D, E, A Position (Group 2)
- Db, Eb & Ab Position (Group 3)
- Bb & Gb Position (Group 4)

More Chords on Keyboard

- The Chord V7
- The Group 3 Chords
- The Group 4 Chords
- The Chord IV
- Chords i-iv-V7-I
- Major, Minor & Diminished Chords
- Major Augmented Chords
- Tonic Triads

Easy Keyboard Pieces

- Pieces in C, G & F Major

The Great Composers

- The Baroque Period
- The Classical Period
- The Romantics Period

Musical Instruments

- Orchestral Instruments
- World Instruments

Songs to Sing Along

Composition Activities

- Fun with Picture Composition
- Junior Composition Suite

Copy & Writing Music

Theory of Composition

- Structure of Songs
- Coda & Phrasing
- Patterns & Sequence
- Question & Answer
- Theme & Variation
- Binary & Ternary Forms

Modern Music & Technology

- Pop Music & Genre
- MIDI & Music Technology

Revision Aids for Teachers

- Revision Flashcards
- Music Dictionary

Topic 1 - Introduction

Topics covered in this section include:

- Computer Basics
- Hands & Fingers
- High & Low in Music
- Fast & Slow in Music
- Opposites in Music
- Sounds Around Us
- Body Percussion



Examples of multimedia activities in this section:

(6162) Lesson: Introduction To The Computer

Introduce the usage of a monitor, a CPU, a keyboard, a scanner and the mouse of a computer.

(2) Song: Right Hand, Left Hand

An "action" song for children to sing along and move with MiDisaurus' mirror images of left and right hands.

(30) Listening: High, Middle, Low (Platform Jumping)

Listen to a melody and recognize its pitch. Click the correct platform labeled high, middle and low to see a circus act.

(5018) Listening: Juicy Apples (Fast & Slow)

Aurally identify the tempo of music excerpts and drag the apple that plays the melody in the correct tempo into the picnic basket.

(583) Lesson: Body Percussion

Learn how to make music with various parts of the body.

Topic 2 - The Musical Keyboard

Topics covered in this section include:

- Black Keys Activities
- Black Keys Songs
- The White Keys
- White Keys ABCDEFG



Examples of multimedia activities in this section:

(11) Lesson: 2 Black Keys & 3 Black Keys

Introduction to the music keyboard via the 2 black keys and 3 black keys. Black and white sheep respond when black keys are pressed.

(14) Activity: Put The Keyboard Together

Form a complete keyboard by placing in the correct order, sets of 2 and 3 black keys, with intervening white keys, onto a wagon.

(16) Song: Mountain Train

Song played with the 3 black keys.

(543) Activity: MiDi's Groceries

Name the white keys by arranging the groceries in the correct order on the keys.

(41) Activity: Can You Play The Keys?

Play the keys of the specified letter names on the keyboard diagram.

Topic 3 - Note Values

Topics covered in this section include:

- Quarter & Half Notes
- Whole Note
- Songs in Quarter & Half Notes
- Dotted Half Note
- Eighth Note
- Dotted Quarter Note
- Sixteenth Note
- Dotted Eighth Note
- Note Values Revision



Examples of multimedia activities in this section:

(23) Activity: Let's Clap The Rhythms

This activity helps children feel the rhythms by clapping. Children clap and enunciate rhythmically and in tempo with the examples.

(719) Activity: Busy Bumble Bee

The given rhythm has a missing note or rest. Complete the rhythm by dragging in the correct note or rest.

(73) Listening: Free The Sea Creatures!

Listen to the rhythm (comprising the dotted half note) and click on the correct rhythm pattern. Get your answers right and free the sea creatures from the octopus.

(447) Activity: Dino School Bus

Click and drag the rests to complete the rhythm pattern. Get your answers right and the bus can get on its way to the school!

Topic 4 - The Staff

Topics covered in this section include:

- The Treble Staff
- The Bass Staff
- The Grand Staff
- The Space Notes
- The Line Notes
- The Ledger Lines (Treble)
- The Ledger Lines (Bass)
- The Staff Revision



Examples of multimedia activities in this section:

(549) Lesson: Note Names On The Treble Staff

Introduction to the treble staff. Learn how to name the notes that lie on the lines and spaces of the treble staff.

(157) Activity: MiDi's Day-Out (Treble/Bass)

Complete the sentences by identifying the notes on the grand staff. Fill in the missing letters by clicking the correct keys on the keyboard diagram.

(461) Activity: Shot-Put (Treble/Bass)

Fill in the line notes on the grand staff with the correct letter names. Click OK when you're done and watch MiDisaurus throw!

(465) Activity: Mother Hen's Production Line

Click the key representing the space and drag the egg to the correct position on the staff line!

Topic 5 - Dynamics

Topics covered in this section include:

- f & p
- ff, pp, mf & mp
- crescendo & diminuendo



Examples of multimedia activities in this section:

(53) Lesson: forte & piano

Introduction to musical terms used to describe dynamics. Simple and concise explanation of terms, with pictures to illustrate meanings.

(5012) Listening: Swan Lake

Guided Listening. Listen to excerpts from Tchaikovsky's "Swan Lake" and identify which is loud and which is soft.

(85) Listening: Loudest to Softest

Listen to four melodies of varying dynamics and arrange them from very soft to very loud.

(184) Lesson: crescendo & diminuendo

Introduction of the dynamics of crescendo and diminuendo (decrescendo).

(30031) Lesson: Dynamics

Introduction to the terms used to describe dynamics in music.

Topic 6 - Accidentals

Topics covered in this section include:

- Sharps & Flats
- Natural Sign
- Accidentals Revision



Examples of multimedia activities in this section:

(179) Lesson: Sharps & Flats

Introduction of the sharp and the flat.

(180) Activity: Sharpy Shark

Identify the letter name of the highlighted key on the keyboard diagram and click on the fish with the correct answer.

(183) Listening: Add A Sharp Or Flat

Listen to the melody and identify the note which is sharpened or flattened. Click and drag the sharp or flat to the correct note.

(469) Activity: Flats & Sharps

Do you know the 2 different names for each key? Click and drag the correct fruits to the flat and sharp boxes to name the highlighted key.

(202) Listening: Place Natural Sign On Second Note

Listen to three sets of notes. Drag the carrot with the natural sign to the second note that requires it. This activity enhances the ability to aurally identify the effect of the natural sign.

(30029) Lesson: Accidentals

Introduction to the sharp sign, the flat sign and the natural sign.

Topic 7 - Articulation

Topics covered in this section include:

- Accent
- Tie
- Slur
- Legato & Staccato
- Fermata



Examples of multimedia activities in this section:

(70) Lesson: The Accent Sign

Introduction of the accent and how to identify accented notes. Explanation of the accent with graphics and sounds.

(71) Listening: Listening Exercise

Listen and identify the accented note by placing the little fish above or under the correct note.

(119) Lesson: Tied Notes

Introduction of the tie using aural examples.

(30054) Listening: Tie Or Slur?

Help MiDisaurus put the fallen cans back in order. Distinguish the difference between tied and slurred notes after listening to the melody.


(244) Lesson: Legato & Staccato

Introduction of the terms legato and staccato.

Topic 8 - Key Signature

Topics covered in this section include:

- Key Signature (Sharps)
- Key Signature (Flats)
- Key Signature (Sharps & Flats)
- Key Signature (C, F, G Major)
- Key Signature (G, D, A Major)
- Key Signature (G, D, F Major)
- Key Signature Revision



Examples of multimedia activities in this section:

(357) Lesson: Key Signature Names In Sharps

Introduction to the "names" of each of the seven major key signatures in sharps.

(341) Activity: Basketball

Drag the sharp signs to their respective positions in the treble and bass staff, with guidance of the counts and arrows.

(475) Activity: Cannon Balls

Now, try forming the key signature without the guiding arrows! Place the cannon balls with the sharp signs on the correct staff lines or spaces to form the key signature in sharps.

(400) Activity: Save The Forest

Revision of all major key signatures. Match the key signatures with their respective names.

(406) Activity: Key Signature Memory Game

Revision of all major key signatures. Flip the cards to match the key signature with their names.

Topic 9 - Time Signature

Topics covered in this section include:

- 2-4, 3-4, 4-4 Time Signature (1)
- 2-4, 3-4, 4-4 Time Signature (2)
- 3-8 Time Signature
- 6-8 Time Signature
- More Time Signature



Examples of multimedia activities in this section:

(99) Lesson: Time Signature 2-4, 3-4, 4-4

Introduces time signatures 2-4, 3-4 and 4-4, with examples of counting.

(122) Activity: Fill In The Time Signature

Identify the missing time signature by looking at the rhythmic pattern.

(433) Listening: Jigsaw Fun

Listen carefully, do you know the missing notes in the bar? Complete the rhythm pattern by dragging the notes to fill in the missing bar.

(227) Activity: Tracey's Hungry

Fill in the missing bar lines by dragging the spoon, fork, and knife to the 3-8 rhythm pattern.

(443) Listening: Waddle Walk

Mother Goose is taking her babies out for a walk. Help her assemble them all by clicking on the correct rhythm pattern.

Topic 10 - Rhythmic Patterns

Topics covered in this section include:

- Accompaniment Patterns
- Anacrusis
- Answering Rhythms
- Ostinato
- Triplets



Examples of multimedia activities in this section:

(254) Activity: Goodbye, MiDisaurus!

Select an accompaniment style (such as block, broken, waltz, etc.) to harmonize a melody and hear the various effects different accompaniments bring to the same melody.

(283) Lesson: Anacrusis

Introduction of the anacrusis and how music does not always begin on the first beat of the bar.

(702) Lesson: Simple Phrases

Introduction to answering a 2-bar rhythmic question.

(721) Lesson: Ostinato

Introduction to the ostinato.

(811) Lesson: Triplets

Introduction to "triplets" - 3 notes played in the time of 2.

Topic 11 - Introducing Solfege

Topics covered in this section include:

- Doh to Mi
- Doh to Soh
- Doh to Hi-Doh
- Drill in C
- The Staff
- The Grand Staff



Examples of multimedia activities in this section:

(783) Lesson: Musical Staircase (Doh-Soh)

Learn the sounds of doh, re, mi, fah, soh and how they correspond to the white keys on the music keyboard.

(786) Activity: Solfa & Keyboard (Doh-High Doh)

Label the keys on the music keyboard with the correct pitch names (doh-high doh).

(771) Listening: Pitch (Doh-High Doh)

Listen to the sound of a pitch and determine if it is the pitch name as shown. Click the "tick" if the sound and pitch name matches, and the "cross" if they do not. The pancakes with the pitch names provides a means of reference for the correct sounds.

(778) Lesson: Musical KeyBoard (Doh-High Doh)

Learn how the pitch (doh-high doh) is represented on the music keyboard and the treble staff.

(772) Activity: Mr Birdie

Identify if the note on the treble staff is named in the correct pitch name.

Topic 12 - About Intervals

Topics covered in this section include:

- Steps & Skips
- Semitones & Tones
- Intervals 2nd & 3rd
- Intervals 4th & 5th
- Intervals 6th & 7th
- The Octave
- Intervals Revision



Examples of multimedia activities in this section:

(117) Lesson: Steps & Skips

Introduction of the concept of steps and skips of notes on the staff.

(160) Lesson: Semitones And Tones

Illustration of semi and whole tones up and down with graphic and sound examples.

(176) Listening: Melodic 2nd or 3rd?

Listen to a melodic interval and identify whether it is a 2nd or 3rd interval. Click on the correct notation on the fish.

(196) Activity: 4th or 5th Interval?

This activity reinforces the visual identification of intervals. Identify the intervals formed by the insects (notes) trapped in the spider's web (staff) and click on the correct answer.

Topic 13 - Introducing Scales

Topics covered in this section include:

- Tetrachords C, G, D, A, E, B, F#
- Tetrachords Gb, Db, A#, Eb, Bb, F
- The Major Scales
- Ascending & Descending
- The Major Scale & Key Signature
- Blues & Pentatonic Scales



Examples of multimedia activities in this section:

(261) Lesson: Tetrachords In C, G, D, A Major

Introduction of the tetrachords and their key pattern in C, G, D & A major keys. This prepares for the learning of major scales in later units.

(301) Activity: Tetra-Warrior

Given the four keys of tetrachords in a major key, click the other four keys on keyboard diagram in the correct sequence to complete the tetrachords.

(330) Activity: Target Shooting

Identify the key of the major scale on staff and shoot the flying disc with correct key name.

(349) Activity: Windsurfing

Identify the key of the major scale on staff and click the surf with correct key name.

(403) Activity: Picnic At The Park

Create a melody in the pentatonic scale over given rhythmic accompaniment in a specified key.

Topic 14 - Finger Positions on Keyboard

Topics covered in this section include:

- Middle C Close Position
- C Position
- C,F,G Position (Group 1)
- Chord I in C,F,G
- D,E,A Position (Group 2)
- B Position
- Db,Eb & Ab Position (Group 3)
- Bb & Gb Position (Group 4)



Examples of multimedia activities in this section:

(51) Listening: Listening Exercise

Listen to a melody and identify its melodic pattern. The two choices given indicate letter names and direction, but are not on staff.

(97) Chord Drill In C, F, G

Practice pieces for the chord I in C, F and G.

(108) Lesson: Group 1 & Group 2 Keys

Introduces the grouping of major keys according to chordal patterns.

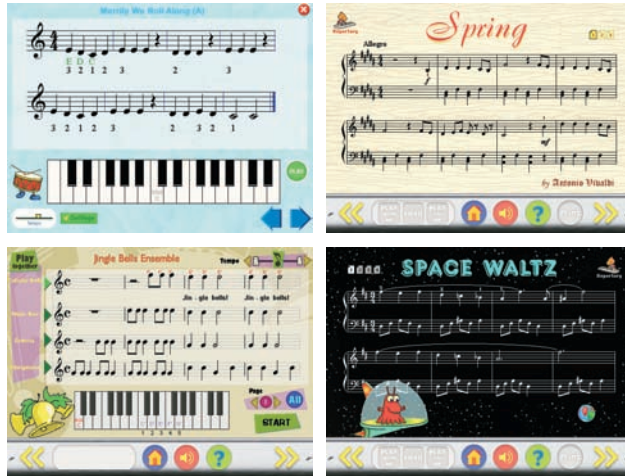
(209) Lesson: Group 3 Keys

Introduces the Group 3 major keys according to chordal patterns.

Topic 16 - Easy Keyboard Pieces

Topics covered in this section include:

- Finger Drills in C
- Keyboard Pieces in C
- Keyboard Pieces in G
- Keyboard Pieces in F
- Classical Pieces
- Contemporary Pieces
- Ensemble Practices



Examples of multimedia activities in this section:

- Finger Drills
- Classical Pieces
- Contemporary Pieces
- Ensemble Practices

Topic 17 - The Great Composers

Topics covered in this section include:

- Bach, Mozart & Beethoven
- The Baroque Period
- The Classical Period
- The Romantic Period
- The Late Romantic Period
- The Composers Summary
- Musical Forms



Examples of multimedia activities in this section:

(790) Lesson: Introduction To Bach

A short story about the great composer, Bach. Included in the story are musical excerpts of his compositions and some historical background of his life and times.

(792) Lesson: Introduction To Mozart

A short story about the great composer, Mozart. Included in the story are musical excerpts of his compositions and some historical background of his life and times.

(30061) Lesson: The Baroque Period

Introduction to the great composers of the Baroque period: Vivaldi, Bach and Handel.

(30063) Lesson: The Romantic Period

Introduction to the great composers of the Romantic period: Chopin, Schumann, Liszt, Brahms, Schubert and Mendelssohn.

(509) Activity: Do You Know The Composer?

Listen to the classical excerpt and identify the composer.

Topic 18 - Musical Instruments

Topics covered in this section include:

- Orchestral Instruments
- World Instruments
- Percussion Instruments
- The Piano
- String Instruments
- Listening Activities



Examples of multimedia activities in this section:

(484) Lesson: The String Family

The string family comprises the violin, viola, violoncello and double bass. Illustrations and sound clips are incorporated for each instrument.

(485) Lesson: The Brass Family

The brass family comprises the trumpet, French horn, trombone and tuba. Illustrations and sound clips are incorporated for each instrument.

(493) Lesson: Latin/America Musical Instruments

Latin/American Musical Instruments. Introduction of the claves, banjo, congas and rattle drum.

(30012) Lesson: Chinese Musical Instruments

Chinese Musical Instruments. Introduction of the pipa, erhu, guzheng, dizi, sheng, xiao and yangqin.

Topic 19 - Songs to Sing Along

Topics covered in this section include:

- Hands & Fingers
- 2 & 3 Black Keys
- When I Was little
- Sing Along



Examples of multimedia activities in this section:

(2) Song: Right Hand, Left Hand

An "action" song for children to sing along and move with MiDisaurus' mirror images of left and right hands.

(19) Song: Knock! Knock! Knock!

Song played with the 3 black keys.

(45) Song: When I Was A Little Boy

Song played with ABC and CDE.

(168) Song: Japanese Doll

Song played in C position.

Topic 20 - Fun Composition Activities

Topics covered in this section include:

- Picture Composition
- Fun With Music Mixing
- Guided Composition Activities
- Junior Notation Suite



Examples of multimedia activities in this section:

(322) Activity: One Day In Dino Land

Create a sequence of movie music by dragging different components in order and click START to hear and watch the movie you have "composed".

(999) Fun with Music Mixing (Spaceman)

Experiment with sound mixing. Compose a sound track for each scene by choosing the appropriate sound effects or music clips. Arrange the scenes to create a story with your very own sound track.

(990) Level 1: A-B-A Form (Rearranging Composition)

This guided composition exercise involves the rearranging of preset melodic phrases. Students can experience how a tune can vary and to arrange a tune in the A-B-A form.

(993) Level 4: Add A Rhythm To Your Melody

This is an extension to Level 3 (Melodic Composition). After creating a melody, students can "Load" their MIDI file here and experiment with creating a rhythmic track as accompaniment to their melody. Students learn about the "effect" of different accompaniment patterns on their melodic tune. Real beginners can even play with the pre-set accompaniment patterns.

Topic 21 - Copy & Writing Music

Topics covered in this section include:

- Copy Music
- Rewriting Notes & Rests
- Beaming of Notes



Examples of multimedia activities in this section:

(576) Lesson: Drawing Musical Shapes

Copy the musical shapes onto the worksheet.

(809) Lesson: Rewriting Notes And Rests

This lesson illustrates the concept of "twice" and "half" in notes. Learn how to derive notes that are twice or half of the original note value.

(821) Activity: Time Value Machine (Notes & Rests)

Convert the notes (or rests) into notes (or rests) that are half or twice the original note values.

(746) Lesson: Joining Notes

This slides teaches how some notes are joined. The concepts shown here are required in Grade 1.

(744) Activity: Bone 'em Up

The notes shown are not joined correctly. Drag the bones over those notes you wish to join.

(743) Activity: Stick 'em Up

The notes shown are not joined correctly. Drag the stick over those notes you wish to join.

Topic 22 - Theory of Composition

Topics covered in this section include:

- Structure of Songs
- Coda & Phrasing
- Patterns & Sequence
- Theme & Variation
- Question & Answer
- Binary & Ternary Forms



Examples of multimedia activities in this section:

(5029) Lesson: What is Phrasing?

Learn about the meaning of "phrases" in music.

(5014) Listening: Musical Pattern

Listen and observe the musical phrases, and identify the phrases that have the same musical pattern.

(338) Lesson: Theme & Variation

Illustrates the improvisation of melodic structure in variations.

(375) Lesson: Question & Answer

To provide a platform for improvisation of melodic "answers" in the same style to given rhythmic and melodic phrases. Examples in improvisation of melodic "answers".

(215) Lesson: The Ternary Form

Introduction of the ternary form in A-B-A musical structure. Includes an example of a song written in the ternary form.

Topic 23 - Modern Music & Technology

Topics covered in this section include:

- Pop Music & Genre
- MIDI & Music Technology



Examples of multimedia activities in this section:

(30026) Lesson: Jazz Chord
Introduction to the jazz chord.

(30079) Lesson: New Age
Introduction to new age music.

(30080) Lesson: Blues
Introduction to blues music.

(30020) Lesson: Sounds
Learn about what makes music, including the voice, musical instruments and modern sound machines.

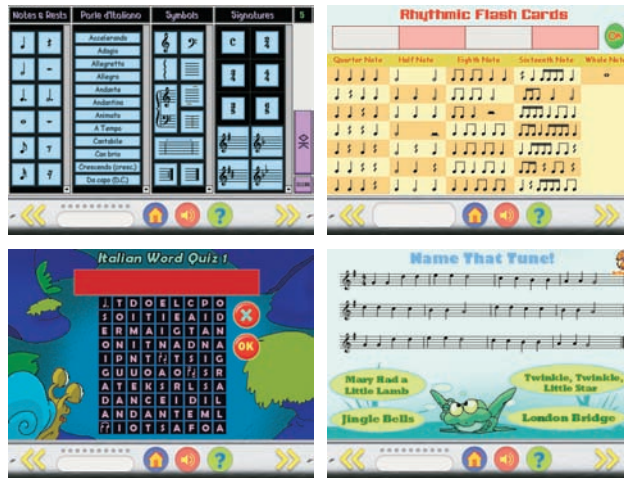
(30022) Lesson: Music & Technology
Learn about how technology is used in modern music making.

(488) Lesson: Percussion MIDI Assignment
Introduction of the key functions of the MIDI keyboard in simulating sounds of percussion instruments. These keys will be useful in creating a percussion ensemble.

Topic 24 - Revision Aids for Teachers

Topics covered in this section include:

- Revision Flashcards
- Music Dictionary



Examples of multimedia activities in this section:

(586) Activity: Revision Flashcards (1)

The revision flashcards tool let teacher creates her own revision exercises for the class.

(803) Activity: Rhythmic Flashcards

Form rhythmic patterns by arranging the pre-selected rhythmic phrases. Use this as a flashcard activity to form new rhythms quickly for students to clap along and reinforce their sense of rhythmic beats.

(816) Activity: Musical Terms Puzzle

Identify the meaning of the musical terms by clicking on the correct answers.

(829) Activity: Italian Words Quiz

Spot the musical terms hidden in the cross word puzzle that matches the description shown.

(587) Activity: Name That Tune

Sing aloud or use the music keyboard to play the short tune shown on the screen. Identify the name of the tune and click on the correct answer.

(510) MiDisaurus' Musical Dictionary

This animated music dictionary includes note values, musical terms, musical symbols, time and key signatures.